

# FortiAnalyzer Report

Report Name: On-Demand-Report\_Test-2008-02-19-0700

Company Name: CompuNet

Report Title: Test IPS

Generated on: Tue Feb 19 07:00:40 2008

Period: 2008-02-19 00:00 - 2008-02-19 07:00 PST (FortiAnalyzer local)

Devices: FGT50B3G07540136

Scheduled at:

# Table of Contents

Intrusion	3
Top Attacks Summary	3
Top Sources Of Attacks	3
Top Destinations of Attacks	4
Attacks by Top Attack Types	5
By Source(Shortcuts)	7
Top Sources Of Attacks	7
By Destination(Shortcuts)	8
Top Destinations of Attacks	8

## Intrusion

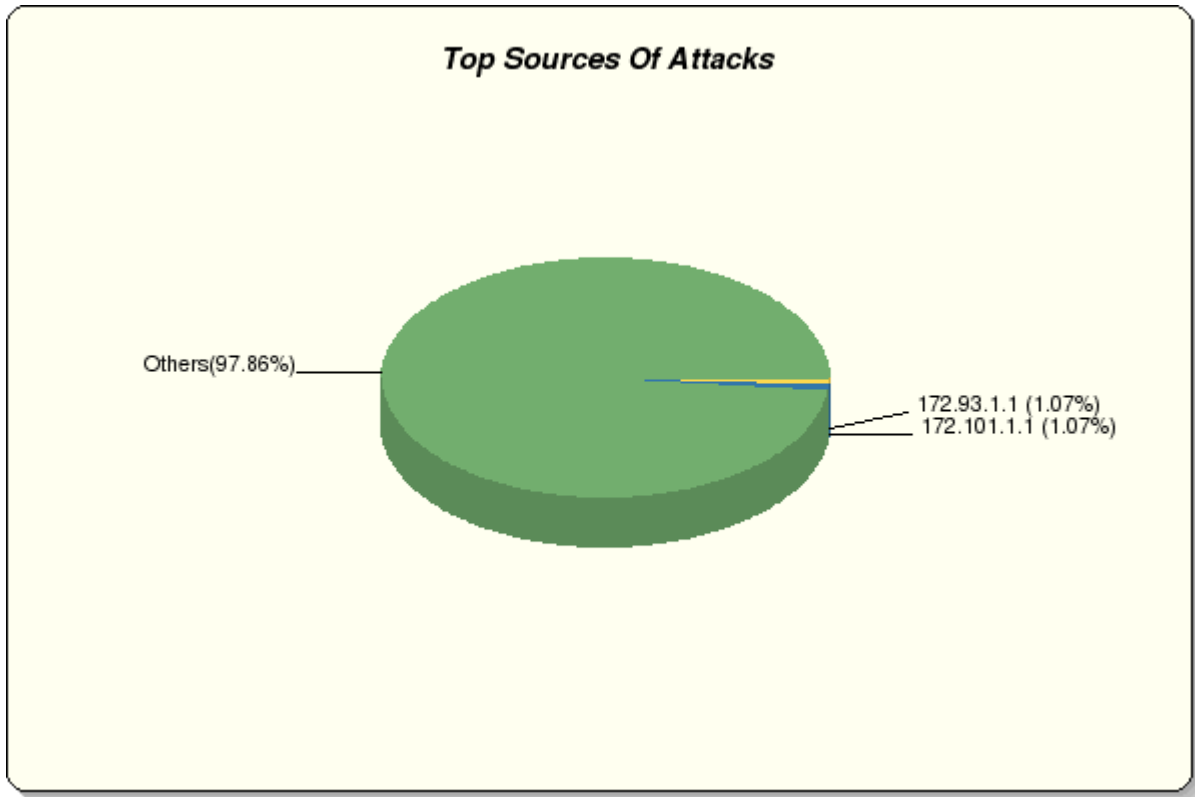
### Top Attacks Summary

#### Top Sources Of Attacks

This report provides information about the sources of Attacks on the Firewall.

**FGT50B3G07540136**

Top Sources Of Attacks		
User	Events	% of Total
172.93.1.1	8	1.07
172.101.1.1	8	1.07
172.170.1.1	7	0.94
172.21.1.1	6	0.80
216.144.1.1	6	0.80
172.120.1.1	6	0.80
Other(439)	707	94.52
<b>Total(445)</b>	<b>748</b>	<b>100</b>

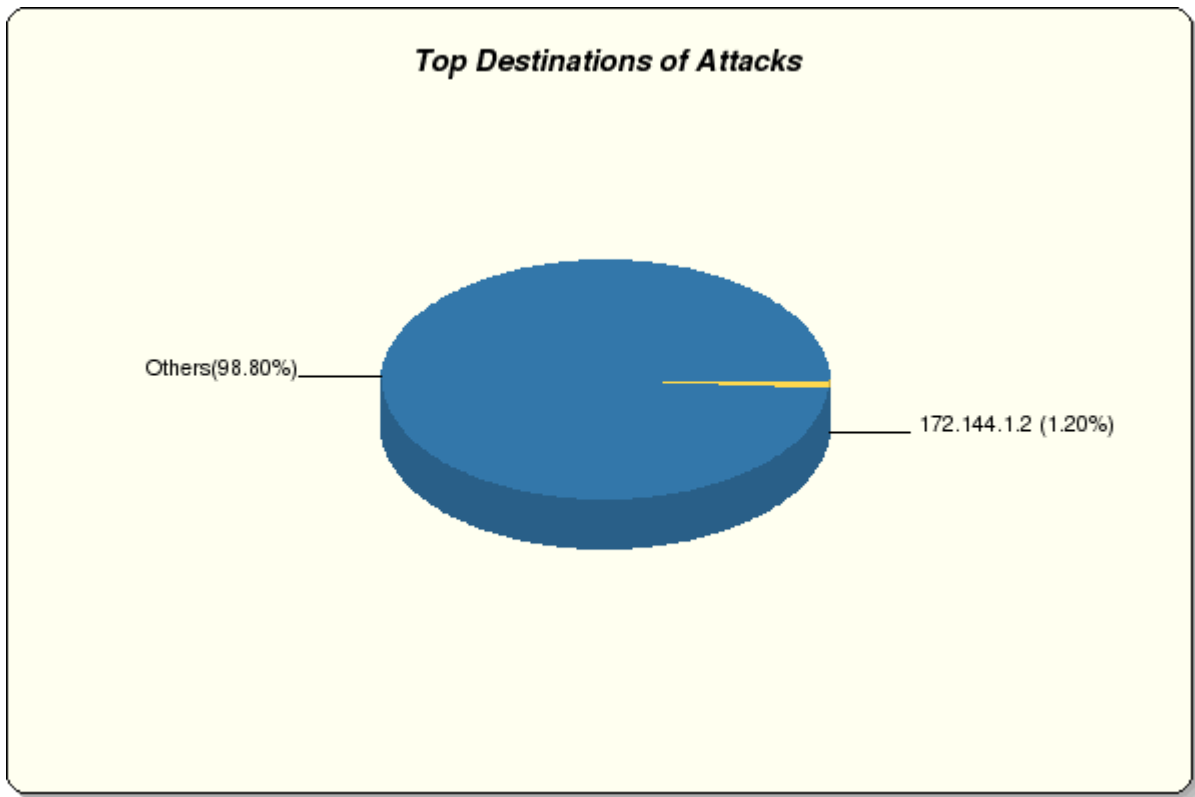


### Top Destinations of Attacks

This report provides top destinations of attack.

**FGT50B3G07540136**

Top Destinations of Attacks		
Destination	Events	% of Total
172.144.1.2	9	1.20
172.81.1.2	6	0.80
172.149.1.2	6	0.80
216.170.1.2	6	0.80
172.1.1.1	6	0.80
216.93.1.2	5	0.67
Other(434)	710	94.92
<b>Total(440)</b>	<b>748</b>	<b>100</b>



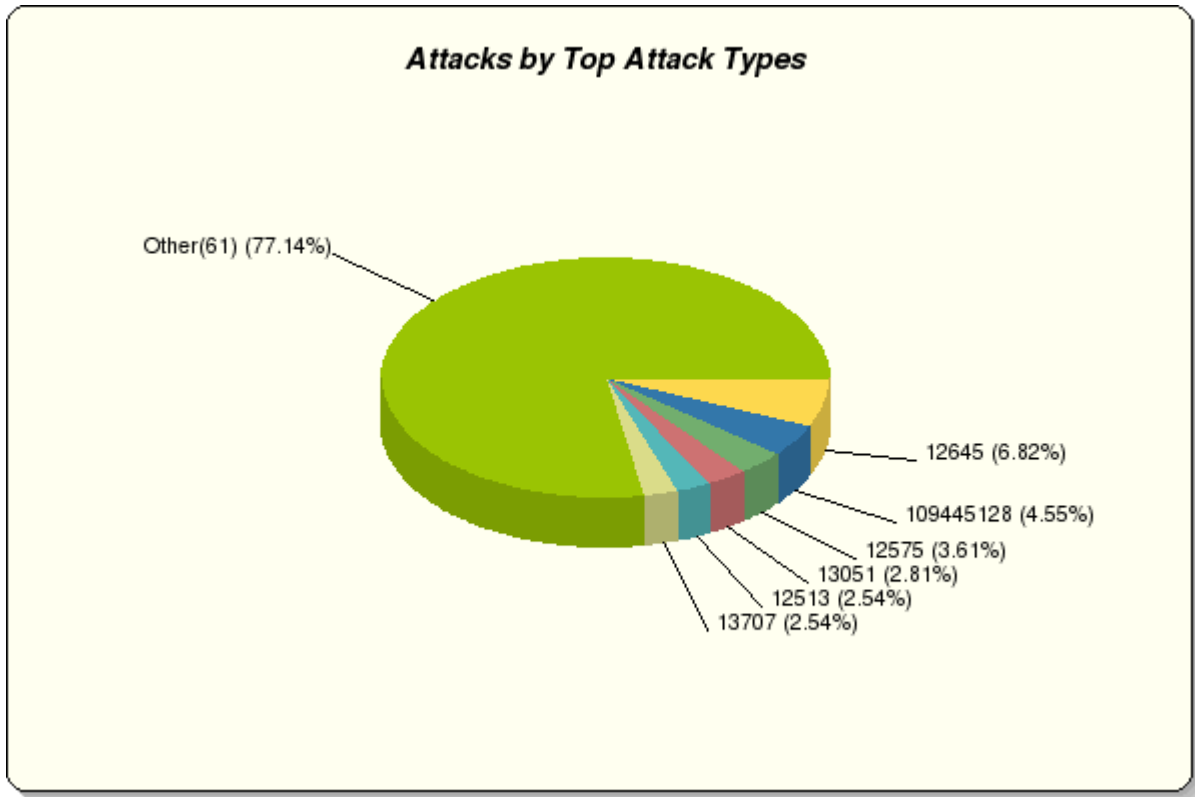
### Attacks by Top Attack Types

Breakdown of top attack types by number of intrusion events.

**FGT50B3G07540136**

Attacks by Top Attack Types				
Attack ID	Description	Detail	Events	% of Total
12645	BrightStor.ARCserve.UDP.Probe.Buffer.Overflow	<a href="http://www.fortinet.com/ids/ID12645">http://www.fortinet.com/ids/ID12645</a>	51	6.82
109445128	FTP.Text.Line.Too.Long	<a href="http://www.fortinet.com/ids/ID109445128">http://www.fortinet.com/ids/ID109445128</a>	34	4.55
12575	NTLM.Null.User.445	<a href="http://www.fortinet.com/ids/ID12575">http://www.fortinet.com/ids/ID12575</a>	27	3.61
13051	Remote.IPC\$.Access.Unicode.Access	<a href="http://www.fortinet.com/ids/ID13051">http://www.fortinet.com/ids/ID13051</a>	21	2.81
12513	BlackICE.ISS	<a href="http://www.fortinet.com/ids/ID12513">http://www.fortinet.com/ids/ID12513</a>	19	2.54

13707	MS.Network .Share.Pro vider.Unch ecked.Buff er.DoS	<a href="http://www.fortinet.com/ids/ID13707">http://www.fortinet.com/ids/ID13707</a>	19	2.54
Other(61)			577	77.14
<b>Total(67)</b>			<b>748</b>	<b>100</b>



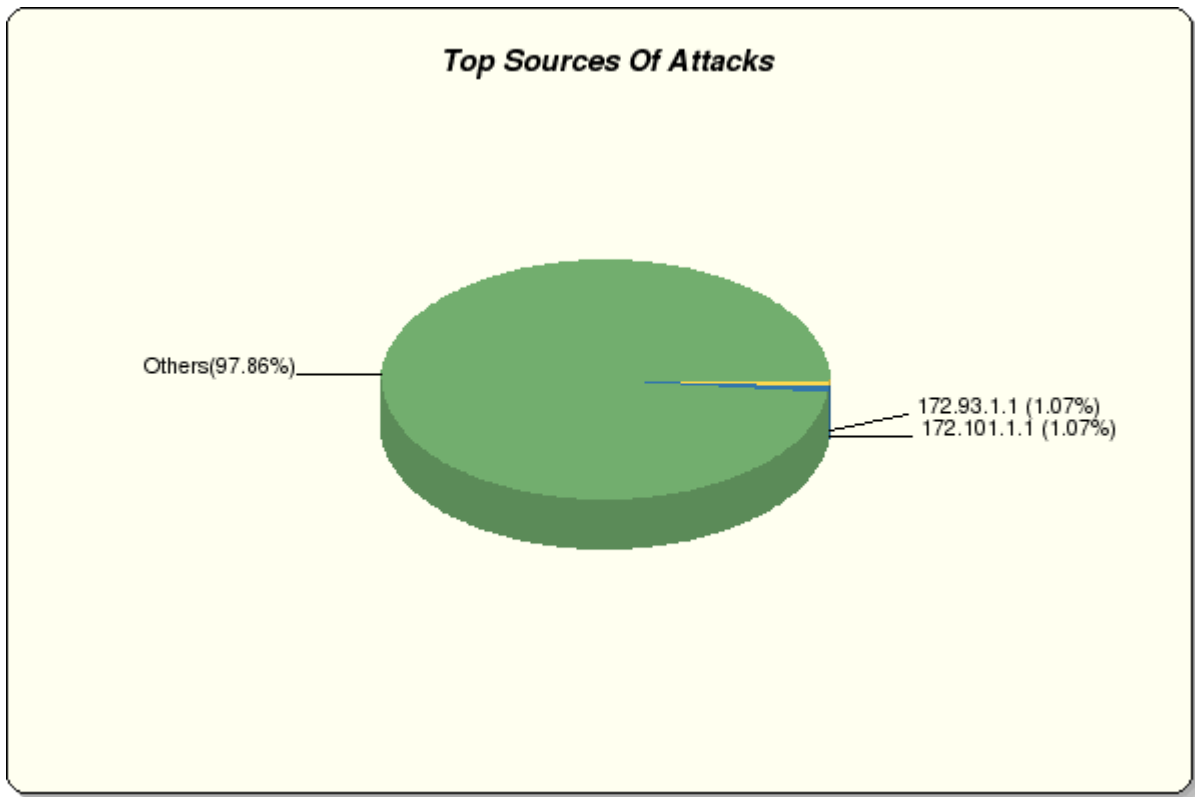
## By Source(Shortcuts)

### Top Sources Of Attacks

This report provides information about the sources of Attacks on the Firewall.

**FGT50B3G07540136**

Top Sources Of Attacks		
User	Events	% of Total
172.93.1.1	8	1.07
172.101.1.1	8	1.07
172.170.1.1	7	0.94
172.21.1.1	6	0.80
216.144.1.1	6	0.80
172.120.1.1	6	0.80
Other(439)	707	94.52
<b>Total(445)</b>	<b>748</b>	<b>100</b>



## By Destination(Shortcuts)

### Top Destinations of Attacks

This report provides top destinations of attack.

**FGT50B3G07540136**

Top Destinations of Attacks		
Destination	Events	% of Total
172.144.1.2	9	1.20
172.81.1.2	6	0.80
172.149.1.2	6	0.80
216.170.1.2	6	0.80
172.1.1.1	6	0.80
216.93.1.2	5	0.67
Other(434)	710	94.92
<b>Total(440)</b>	<b>748</b>	<b>100</b>

### *Top Destinations of Attacks*

